

## OT FIT 40/220-240/1A0 CS T-W (PHASE OUT)

OPTOTRONIC FIT CS Track | Compact constant current LED driver – Non dimmable



### Product family features

- Supply voltage: 220...240 V
- Line frequency: 50 Hz | 60 Hz
- Line voltage: 198...264 V
- Lifetime: up to 50,000 h (temperature at  $T_c = 75^\circ\text{C}$ , max. 10 % failure rate)

### Product family benefits

- High quality of light thanks to low output ripple current
- High flexibility due to four different output currents per type
- Short housing for minimum distance between spotlights
- SELV system

## Areas of application

- Track lights
- Shops and hospitality: retail, hotels, restaurants

## Technical data

### Electrical data

Nominal input voltage	220...240 V
Nominal output current	850 mA / 900 mA / 950 mA / 1050 mA
Nominal output power	23...44.1 W
Nominal output voltage	27...42 V
Maximum output power	44.1 W
Mains frequency	50/60 Hz
Input voltage AC	198...264 V
Default output current	1050 mA
Device power loss	5.5 W <sup>1)</sup>
Efficiency in full-load	88.5 % <sup>2)</sup>
Galvanic isolation primary/secondary	SELV
Inrush current	≤ 20 A <sup>3)</sup>
Max. ECG no. on circuit breaker 10 A (B)	15
Max. ECG no. on circuit breaker 16 A (B)	25
Max. ECG no. on circuit breaker 25 A (B)	not relevant
Output current tolerance	±7.5 %
Output PSTLM	≤1
Output ripple current (100 Hz)	< 5 % <sup>4)</sup>
Output SVM	≤0.4
Power factor λ	0.91C...0.97 <sup>5)</sup>
Protective conductor current	<0.7 mA
Surge capability (L-N)	1 kV
Surge capability (L/N-Ground)	2 kV
Total harmonic distortion	< 10 % <sup>6)</sup>
U-OUT (working voltage)	60 V
Current set	DipSwitch

1) At 230 V, Input power 49.6 W max.

2) at 230 V, 50 Hz

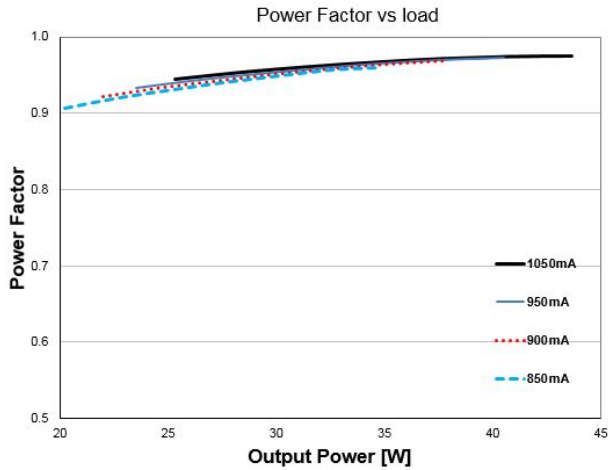
3)  $t_{width} = 200 \mu s$  (measured at 50 %  $I_{peak}$ )

4) Ripple / average @ 100 Hz

5) Full load at 230 V / 50 Hz

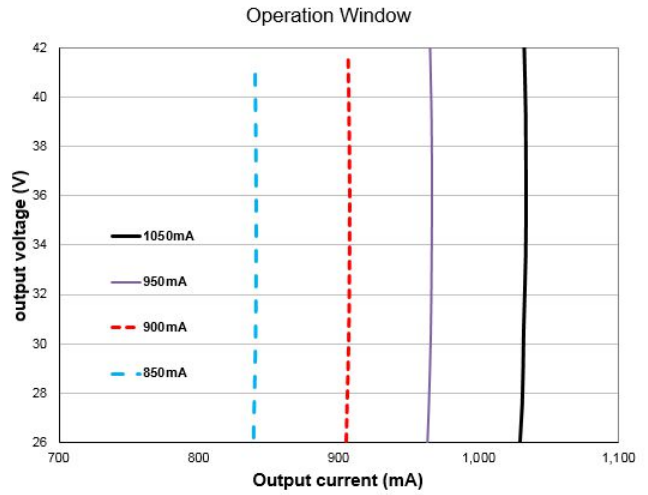
6) Full load, 230V, 50 Hz

## Typical Power Factor v Load



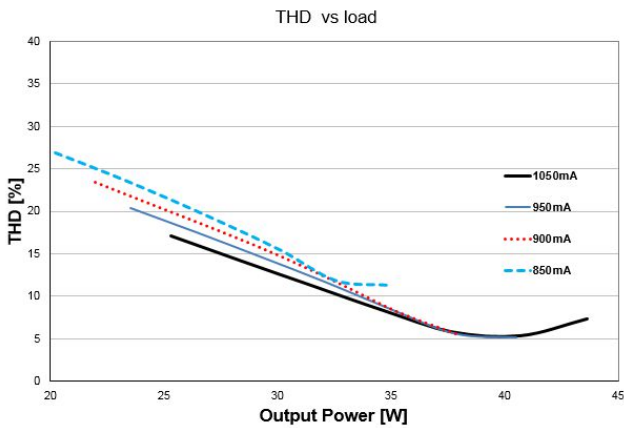
OT FIT 40 CS T Typical Power Factor vs. Load

## Operating Window



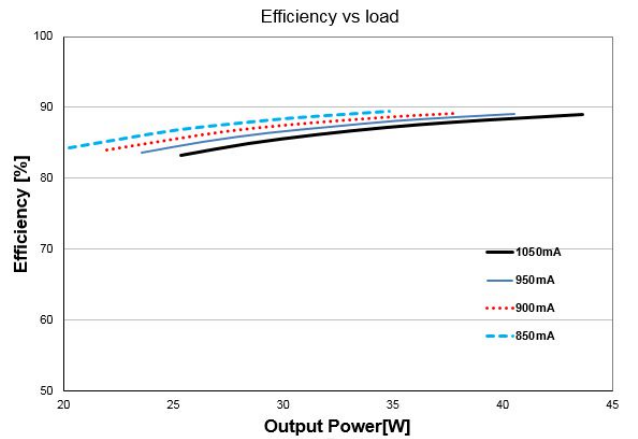
OT FIT 40 CS T Operating Window

## Typical THD v Load



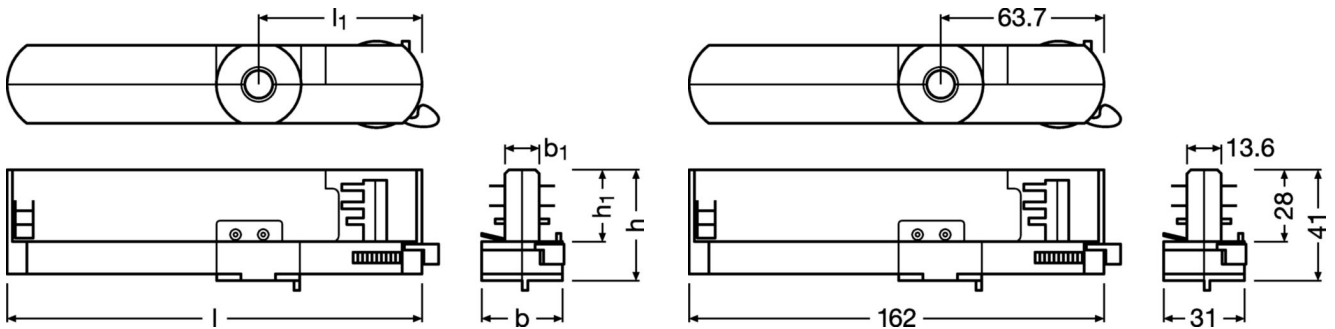
OT FIT 40 CS T Typical THD Vs Load

## Typical Efficiency v Load 230 V 50 Hz



OT FIT 40 CS T Typical Efficiency vs. Load (230 V / 50 Hz)

## Dimensions & weight



<b>Length</b>	162.0 mm
<b>Height</b>	41 mm
<b>Width</b>	32.0 mm
<b>Product weight</b>	63.60 g
<b>Cable cross-section, input side</b>	not relevant
<b>Cable cross-section, output side</b>	0.2...0.75 mm <sup>2</sup>
<b>Cable/wire length, output side</b>	2000 mm
<b>Wire preparation length, input side</b>	not relevant
<b>Wire preparation length, output side</b>	7...8 mm
<b>Mounting hole spacing, length</b>	not relevant mm
<b>Mounting hole spacing, width</b>	not relevant mm

## Colors & materials

<b>Casing material</b>	Plastic
<b>Product color</b>	WHITE RAL 9010

## Temperatures & operating conditions

<b>Ambient temperature range</b>	-20...+35 °C
<b>Max.housing temperature in case of fault</b>	110 °C
<b>Maximum temperature at tc test point</b>	75 °C <sup>1)</sup>
<b>Permitted rel. humidity during operation</b>	5...85 % <sup>2)</sup>
<b>Temperature range at storage</b>	-20...80 °C <sup>3)</sup>

1) Measured on tc point indicated of the product label.

2) Non-condensing

3) Cool down before operating

## Lifespan

<b>ECG lifetime</b>	50000 h <sup>1)</sup>
---------------------	-----------------------

1) At maximum  $T_c = 75^\circ\text{C}$  / 10% failure rate

## Additional product data

<b>Successor EAN</b>	4062172379946
----------------------	---------------

## Capabilities

<b>Dimmable</b>	No
<b>Max. cable length to lamp/LED module</b>	2.0 m <sup>1)</sup>
<b>Overload protection</b>	Yes
<b>Overheating protection</b>	Automatic reversible
<b>Suitable for fixtures with prot. class</b>	II
<b>Suitable for through-wiring</b>	not relevant
<b>Type of connection, output side</b>	Push terminal
<b>Intended for no-load operation</b>	No
<b>No-load proof</b>	Yes
<b>Number of channels</b>	1
<b>Short-circuit protection</b>	Yes

1) Output wires must be routed as close as possible to each other

## Programming

<b>Programming device</b>	DIPswitch
---------------------------	-----------

## Certificates & standards

<b>Type of protection</b>	IP20
<b>Approval marks – approval</b>	CE / ENEC / EAC / CQC / RCM <sup>1)</sup>
<b>Standards</b>	Acc. to IEC 61347-1 / Acc. to IEC 61347-2-13 / Acc. to IEC 62384 / Acc. to CISPR 15 / Acc. to IEC 61000-3-2 / Acc. to IEC 61000-3-3 / Acc. to IEC 61547

1) In preparation

## Logistical data

<b>Commodity code</b>	85044083900
-----------------------	-------------

## Environmental information

Information according Art. 33 of EU Regulation (EC) 1907/2006 (REACH)	
<b>Declaration No. in SCIP database</b>	In work
<b>Date of Declaration</b>	02-07-2024
<b>Primary Article Identifier</b>	4062172131834
<b>SCIP_STATUS</b>	In work
<b>SCIP_ID</b>	

## Ecodesign regulation information:

Intended for use with LED modules.

The forward voltage of the LED light source shall be within the defined operating window of the control gear in all operating conditions including dimming if applicable.

Separate control gear and light sources must be disposed of at certified disposal companies in accordance with Directive 2012/19/EU (WEEE) in the EU and with Waste Electrical and Electronic Equipment (WEEE) Regulations 2013 in the UK. For this purpose, collection points for recycling centres and take-back systems (CRSO) are available from retailers or private disposal companies, which accept separate control gear and light sources free of charge. In this way, raw materials are conserved and materials are recycled.



## Download Data

File		
Certificates	PDF	▶ OT FIT CS T ENEC 35 112153 01 050723
CAD data	Compressed	▶ OT FIT 20 30 40 CS T STEP 210521
Mandatory Publications	PDF	▶ OT FIT CS T CE 4177698 06 160523
Mandatory Publications	PDF	▶ OT FIT CS T UK DoC 4281105 03 200923
User instruction	PDF	▶ UI OT FIT CS T

## Logistical Data

Product code	Product description	Packaging unit (Pieces/Unit)	Dimensions (length x width x height)	Volume	Gross weight
4062172131834	OT FIT 40/220-240/1A0 CS T-W	Shipping carton box 20 Pieces	425 x 241 x 141 mm	14.44 dm <sup>3</sup>	90.95 g

The mentioned product code describes the smallest quantity unit which can be ordered. One shipping unit can contain one or more single products. When placing an order, for the quantity please enter single or multiples of a shipping unit

## Accessories Optional

Product description	Accessory name	Accessory code
OT FIT 40/220-240/1A0 CS T-W	Track Joint	▶ 4062172228183
OT FIT 40/220-240/1A0 CS T-W	WHITE RING	▶ 4062172138550

## Disclaimer

Subject to change without notice. Errors and omission excepted. Always make sure to use the most recent release.